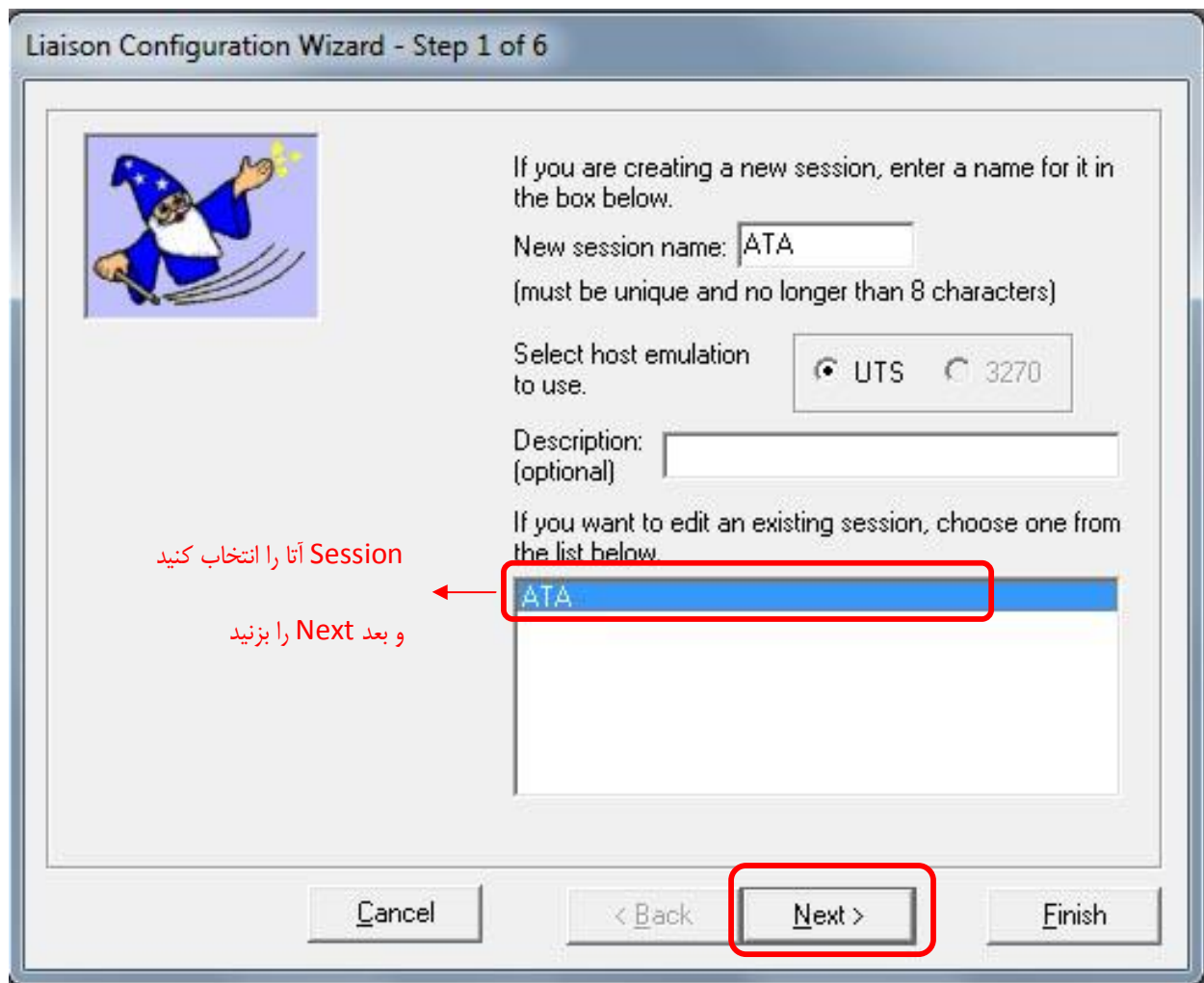



بر روی Settings نرم افزار کلیک کرده



Session آتا را انتخاب کنید

و بعد Next را بزنید

Liaison Configuration Wizard - Step 2 of 6



Session name: ATA

SITA recommends the Terminal Security User ID/password be manually entered by the agent for security purposes. SITA only endorses automatic transmission of this data for Unattended Devices.

Automatic Login

Terminal Security User ID:

Terminal Security Password:

Unattended Device No Password Change


Session Registration Key

· · · ·

Automatically start this session when Liaison starts

Allow Special Characters on Boarding Pass and Bag Tag

Liaison Configuration Wizard - Step 3 of 6



Session name: ATA

Which application would you like this session to use?

UTS Terminal Emulation
* Boarding
* Checkin
* Cupid
* Mercury
* Ticketing
Thru Printing
* WorldTracer

* These applications include their own terminal emulator.

GUI Transaction Tracing

Trace logging

File size limit (Kbytes):

Special Options:

Plain emulator Sahara

Gabriel Oasis

